

ORANGE PEEL GRABS

PRODEM ORANGE PEEL GRABS ARE AVAILABLE IN A NUMBER OF DIFFERENT STYLES. THE MT SERIES OFFERS ULTIMATE POWER AND RELIABILITY WITH SLEW RING/MOTOR PROTECTION, EASY ACCESS TO HYDRAULIC CYLINDERS VIA PROTECTION COVER.

ROTATION MOTOR

Fully protected compact rotary motor, endless hydraulic rotation with integrated pressure limitation

CYLINDER PROTECTION

Full cylinder over-stroke protection

SHELLS

Made from high-strength fine-grain steel, three, four and five shell versions available

TIPS

Forged manganese-replaceable

BENEFITS OF PRODEM ORANGE PEEL GRABS

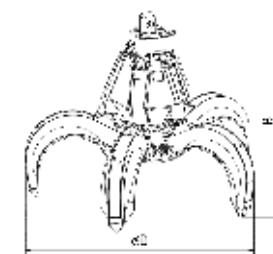
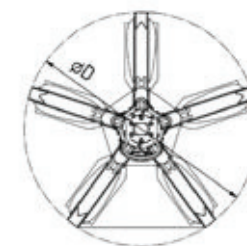
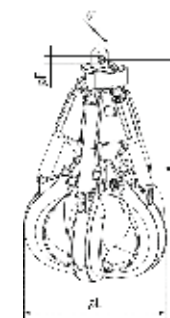
- >> Forged manganese-replaceable tips
- >> Full cylinder over-stroke protection
- >> Fully protected compact rotary motor, endless hydraulic rotation with integrated pressure limitation
- >> High-strength fine-grain steel shells. Three, four and five shell versions available
- >> Hose protection shield
- >> The PRODEM Orange Peel Grab range offers grabs from a 300-1250 litre volume to suit every need.

“ WE’VE FOUND THE PRODEM SCRAP GRABS TO BE VERY RELIABLE, PARTICULARLY WITH THEIR SLEW RING SYSTEM. THEY ARE BUILT TO A VERY HIGH LEVEL OF QUALITY AND OFFER GREAT PERFORMANCE AND RELIABILITY. ”

TECHNICAL SPECIFICATION

Model	Excavator Weight Class (t)	Max. Grab Capacity (t)	Max. Rotation Load (t)	Working Pressure - Rotation (bar)	Working Pressure - Open/Close (bar)
MT3.2	16-24	2	10	140	350
MT3.6	20-30	4	15	140	350
MT4.6	30-55	8	15	140	350
MT5.6	55-70	10	26	140	350
MT6.6	70-100	15	35	140	350
MT7.6	100-220	15	40	140	350

Model	Capacity (l)	Working Weight (kg)	Diameter (mm) (Open)	Height A (mm) (Closed)	Height B (mm) (Open)	Width C (mm) (Closed)	Width D (mm) (Open)
MT3.2-500	500	970	2000	2050	1680	2040	2220
MT3.6-400	400	1475	1940	2130	1805	1285	2115
MT3.6-600	600	1550	2100	2230	1850	1375	2300
MT3.6-800	800	1600	2275	2330	1900	1465	2490
MT4.6-400	400	1920	1990	2185	1790	1350	2160
MT4.6-600	600	2035	2120	2270	1820	1360	2320
MT4.6-800	800	2140	2380	2405	1865	1540	2600
MT4.6-1000	1000	2290	2565	2515	1900	1680	2800
MT5.6-600	600	2610	2240	2350	1950	2640	2240
MT5.6-800	800	2740	2485	2500	2065	2850	2425
MT5.6-1000	1000	2870	2675	2610	2100	3150	2620
MT6.6-2500	2500	4400	3575	3335	2545	2270	3910
MT6.6-3000	3000	4475	3730	3440	2580	2285	4100
MT6.6-3500	3500	4665	3860	3505	2600	2420	4220
MT7.6-3000	3000	7700	3840	3950	3300	2600	4350
MT7.6-4000	4000	7900	4020	4010	3325	2850	4570
MT7.6-5000	5000	8160	4180	4100	3360	3050	4740
MT7.6-8000	8000	8800	4660	4370	3480	3400	5300



* Grab design can be amended to suit customers requirements. * Larger models available upon request.